

CAPP

Clinical Periodontology Online Professional Training

Faculty Leads:

Dr Hugo Pinto, Portugal & Prof Paul Tipton, UK

This programme is run and operated by CAPP-Asia (CENTRE APP ASIA Pte Ltd)



100% ONLINE
START AT ANY TIME
LIVE STUDY CLUBS
6 MODULES
SELF-PACED EDUCATION
95 CME AVAILABLE

Diagnosis & Treatment Planning | Non-Surgical Treatment
Periodontal Surgery & Plastic Surgery | Periodontal Regeneration
Crown Lengthening | Peri-Implant Diseases
Occlusion & Periodontics

ORGANISED BY

CAPP

AWARDED BY



PARTNERS



Faculty

Main Faculty Lead



Dr Hugo Grancho Pinto, Portugal

B.D.S., M.Sc., Ph.D.st, Specialist Periodontist

Dr Hugo is a registered specialist in periodontics with the General Dental Council and he focuses his clinical practice around the diagnosis and treatment, both non-surgical and surgical, of gum disease, aesthetic periodontal surgery and implant dentistry. Dr Hugo qualified as a dentist from the University of Lisbon, practiced general dentistry for a couple of years and has been working in private practice in the areas of periodontology and implant dentistry exclusively since 2006. Dr Hugo is a senior teaching fellow in the postgraduate program in periodontics at the University of Manchester. He was a lecturer in the Periodontology Department at the University of Lisbon until 2008. He also lectures nationally and internationally on periodontics and implant dentistry.

Faculty Members



Prof Paul Tipton, UK

B.D.S., M.Sc., D.G.D.P.,
Specialist in Prosthodontics



Dr Ricky Adams, UK

Dental Surgeon, Certified
Clinical Hypnotherapist and
NLP practitioner



Dr Adam Toft, UK

B.S.C., B.D.S., M.F.G.D.P. (UK),
MMEDSCI, DIP AESTH
(BARD) FBARD PGCERTED

Programme

6 modules | 95 hours of learning | Demo Videos, Lectures, Webinars, Reading Materials & LIVE Study Clubs

MODULE 1

Anatomy, Etiology and Diagnosis

Basic sciences of periodontology, screening and diagnostic tools and new classification of periodontal disease and conditions

1

MODULE 2

Non Surgical Treatment

Patient motivation and non surgical treatment protocols, including use of topical and systemic adjuncts

2

MODULE 3

Periodontal Surgery

Principles of periodontal surgery, resective surgical techniques, including open flap debridement and pocket reduction surgery

3

MODULE 4

Periodontal Plastic Surgery

Aesthetic perio procedures to treat gummy smiles and gingival recession, including crown lengthening and root coverage techniques

4

MODULE 5

Peri-Implant Diseases

Diagnosis and treatment of peri-implant mucositis, peri-implantitis and soft tissue management around dental implants

5

MODULE 6

Occlusion

Principles of Occlusion, Treatment of the Worn Dentition, Occlusal Splints, Jaw Registration, Facebows

6

Teaching Methods

Demonstrations on **patients** in a real clinical environment



Demonstrations on **dental models**

Webinars

Example dental photos
White Background



Teaching Methods

Lectures

Tipton Training CAPP Oral Wellness Institute THE ACADEMY
PG Online Masterclass in Clinical Periodontology

Scores

As for Code 2 and RSD if required	OHI, RSD. Assess the need for more complex treatment; referral to a specialist may be indicated	Treat according to BPE Code (0-4). Assess the need for more complex treatment; referral to a specialist may be indicated

Periodontology 2000

Periodontology 2000, Vol. 68, 2015, 182-216
Printed in Singapore. All rights reserved

© 2015 John Wiley & Sons AS. Published by John Wiley & Sons Ltd
PERIODONTOLOGY 2000

Biomaterials for promoting periodontal regeneration in human intrabony defects: a systematic review

ANTON SCULEAN*, DIMITRIS NIKOLIDAKIS*, GEORGE NIKOU, ALEKSANDAR IVANOVIC, IAIN L. C. CHAPPLE & ANDREAS STAVROPOULOS

The main goals of periodontal treatment are the elimination of infection and the resolution of chronic inflammation in order to arrest disease progression and prevent its recurrence. This is manifested clinically by an absence of bleeding on probing and the presence of shallow probing pocket depths (≤ 4 mm) (15, 47). In contrast, the persistence of residual periodontal pockets of >5 mm following completion of active periodontal therapy is associated with an increased risk for disease progression (i.e. further loss of attachment) and tooth loss, irrespective of the presence or absence of bleeding on probing (15, 47).

tissue fill or even the elimination of the intrabony component (37, 62, 65). However, residual pockets often persist following nonsurgical periodontal therapy or the use of access flaps, and resective techniques are associated with substantial loss of attachment and increases in soft-tissue recession (37, 62, 65, 69). Furthermore, despite the fact that such techniques may improve clinical outcomes, healing is predominantly characterized by repair (i.e. formation of a long junctional epithelium) and no, or very limited, regeneration (i.e. formation of root cementum with functionally oriented inserting

Reading materials & Academic papers

Monthly LIVE Study Clubs



Key Facts



100% online. Because it is delivered virtually, it is 100% free from travel and you learn from the comfort of your own home. You can start the programme at anytime from anywhere.



The online programme is split into 6 modules.



Power-learning short sessions: the classes are short and focused, so that you can always fit them into your busy daily schedule.



Target audience: GP Dentists, Dental Students, and other Specialist Dentists.



Training delivered by UK specialists.



This is a non-commercial and non-sponsored educational programme. The speakers are not sponsored or have any commercial interests with any company. The programme delivers only high-quality and evidence-based education.



Faculty lead: Dr. Hugo Grancho Pinto from Portugal is a registered specialist in periodontics with the General Dental Council and he focuses his clinical practice around the diagnosis and treatment, both non-surgical and surgical, of gum disease, aesthetic periodontal surgery and implant dentistry.








Faculty: Prof. Paul Tipton from the UK who is an internationally acclaimed Specialist in Prosthodontics and has worked in private practice for more than 30 years. He is the President of the British Academy of Restorative Dentistry (BARD) and is the founder of Tipton Training Ltd, and the author of over one 100 scientific articles for the dental press.



Awarded by the British Academy of Restorative Dentistry (BARD).

Price

Price is inclusive of:

-  Full access to the 6 modules
-  VAT
-  Exam and potential resits
-  Hard copy Training Certificate shipment to anywhere in the world
-  1-year unlimited access to monthly LIVE Study Clubs

1,895 USD (6,950 AED)

Group registration of three and more benefit from a **discount**.

Register here:



capp-asia.com/pg-perio

Contact Us



Website

capp-asia.com/pg-perio



Call/WhatsApp

+971528423659



Email

p.mollov@cappmea.com